

6256 Heavy Duty Footswitch

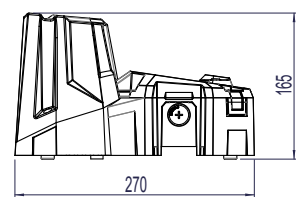
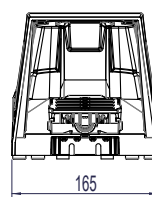
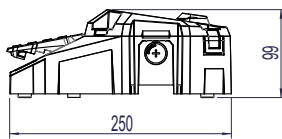
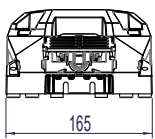
herga

Technology Ltd

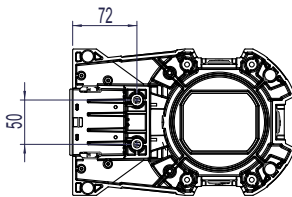
- Sturdy & durable industrial footswitch
- Unique functional design aesthetic
- Infinite multiplication of footswitches due to original modular design
- Adaptable range of accessories
- Accommodates safety shoe use
- Waterproof to IP67 (EN 60529)



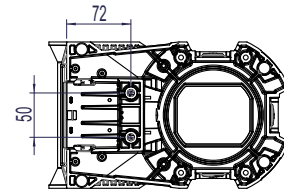
Reference dimensions



Unguarded



Guarded



General specifications

Standards/Approvals	CE, Pending UL	Operating temperature range	-20°C to +80°C
Degree of protection	EN 60529 IPX2, optional IP67 with seal kit 6050-5500-0138 or adequate components	Body material	Injection moulded ABS/PC (High Impact)
Connection method	Internal terminal block / cable with free wire ends. As standard, cable exit is from the rear	Guard stability	Drop weight: 20 kg at 1 m
Electrical Rating	See ordering & options	Weight	Unguarded 0.9 kg, guarded 1.2 kg
Contact Configuration	See ordering & options	Average mechanical life	1 x 10 ⁶
		Additional information	Through hole consideration on the base for securing to the floor 3 x M20 x 1.5 conduit entry

Switch specifications

Rated operating current/voltage	AC-15 6A 250V/ DC-13 6A 24V	Terminals	Screw terminals & self lifting clamp for connection of flexible leads min: 2 x 1.5mm ² max: 2 x 2.5mm ²
Electrical life expectancy	0.5 x 10 ⁶ switching cycles when interrupting 6A AC-15 at 250V	Limit switch action	Single operation, slow break & make Double operation, slow break & make Single operation, snap break & make Double operation, snap break & make
Contact gap	>3 mm. Suitable for mains isolation		

6256 Heavy Duty Footswitch

herga

Technology Ltd

Code structure - please contact Herga Sales to discuss product availability before ordering

Article: 6256 - X X X X - Options: 0 0 0 0

Model

Footswitch Safety

- A Unguarded
- B Guarded

Contact Configuration

- A Slow break & make; AC-15 6A 250V/ DC-13 6A 24V
- B Snap break & make; AC-15 6A 250V/ DC-13 6A 24V

Cable Option / Free Wire Ends

- A 2 Core - Black - 2.0m
- B 4 Core - Black - 2.0m
- Z No Cable

Switching Action

- A 1 x N/O
- B 1 x N/C
- C 2 x N/O
- D 2 x N/C
- E 1 x N/O, 1 x N/C
- F 1 x N/C, 1 x N/O

Stock models : SK-6256 - AAAZ - 0000
SK-6256 - BAAZ - 0000

Selection diagram

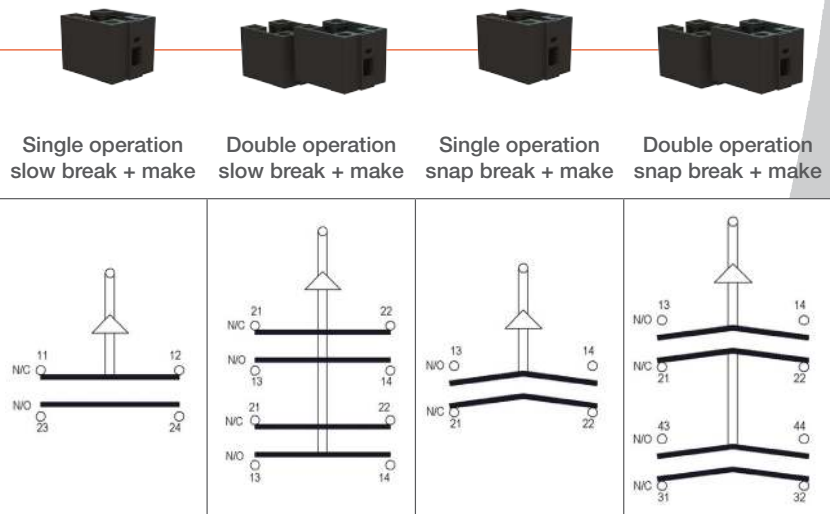
Product option

Contact configuration

Footswitch safety



6256-Bxxx-xxxx



Accessories

Part number	Description
6050-5500-0138	IP67 sealing kit

Modular Multiple 6256 series



6256 2 pedal



6256 3 pedal



6256 4 pedal



Subject to change without notice